

3/13/2026

American Legion Auxiliary
Department of New Hampshire
2025-2026 Membership

| Unit | | Locations | Goal | Sr | Jr | Total | % of Goal | Deleg. | At Lg. | Levy | Bond |
|--|--|-------------|------|-----|----|-------|-----------|--------|--------|--------|--------|
| District 1 - Samantha Hautanen - 603-593-9653 - PO Box 668 - Jaffrey, NH 03452 | | | | | | | | | | | |
| 38 | | Fitzwilliam | 10 | | | 0 | 0.00% | 2 | | \$9.75 | \$5.20 |
| 11 | | Jaffrey | 235 | 190 | 15 | 205 | 87.23% | 4 | 3 | | |
| 4 | | Keene | 248 | 210 | 1 | 211 | 85.08% | 4 | | | |
| | | | 493 | | | 416 | 84.38% | 10 | 3 | | |


| District 2 - Lisa Wright - 603-258-1167 - 10 Franklin St. Medway, MA 0153 | | | | | | | | | | | |
|---|----------|---------------|-----------|-----------|----------|-----------|----------------|----------|---|---------|--------|
| 50 | 2 | Antrim | 10 | 13 | 0 | 13 | 130.00% | 2 | | | |
| 13 | | Greenville | 138 | 121 | 6 | 127 | 92.03% | 3 | 2 | | |
| 48 | | Hudson | 135 | 112 | 4 | 116 | 85.93% | 3 | 3 | | |
| 98 | | Merrimack | 113 | 103 | 1 | 104 | 92.04% | 3 | | \$78.00 | \$5.20 |
| 23 | | Milford | 108 | 94 | 6 | 100 | 92.59% | 3 | 2 | | |
| 3 | | Nashua | 66 | 51 | 2 | 53 | 80.30% | 2 | | | |
| 5 | | Peterborough | 30 | 26 | | 26 | 86.67% | 2 | | | |
| 65 | | Weare | 37 | 16 | 1 | 17 | 45.95% | 2 | | \$23.25 | \$5.20 |
| 10 | | Wilton | 124 | 116 | 2 | 118 | 95.16% | 3 | 1 | | |
| | | | 761 | | | 674 | 88.57% | 21 | 8 | | |

| District 3 - DawneMarie Stevens - 60-502-4144 - 23 2nd St. - Exeter, NH 03833 | | | | | | | | | | | |
|---|--|-------------|------|------|----|------|--------|----|---|----------|--------|
| 114 | | Barrington | 22 | 17 | 3 | 20 | 90.91% | 2 | | | |
| 8 | | Dover | 220 | 187 | 2 | 189 | 85.91% | 4 | | \$162.75 | \$5.20 |
| 51 | | Epping | 148 | 121 | 5 | 126 | 85.14% | 3 | 1 | | |
| 32 | | Exeter | 78 | 61 | | 61 | 78.21% | 3 | | | |
| 60 | | Farmington | 16 | 15 | | 15 | 93.75% | 2 | | | |
| 35 | | Hampton | 10 | 5 | | 5 | 50.00% | 2 | | \$6.75 | \$5.20 |
| 67 | | Newmarket | 180 | 165 | 14 | 179 | 99.44% | 4 | 2 | | |
| 73 | | Northwood | 13 | 12 | | 12 | 92.31% | 2 | | | |
| 6 | | Portsmouth | 223 | 171 | 1 | 172 | 77.13% | 4 | 1 | | |
| 7 | | Rochester | 443 | 371 | 13 | 384 | 86.68% | 6 | | \$313.50 | \$5.20 |
| 47 | | Rollinsford | 173 | 146 | 5 | 151 | 87.28% | 3 | | | |
| 70 | | Seabrook | 430 | 392 | 14 | 406 | 94.42% | 6 | 1 | | |
| 69 | | Somersworth | 196 | 151 | 15 | 166 | 84.69% | 4 | 1 | | |
| | | | 2152 | 1814 | 72 | 1886 | 87.64% | 45 | 6 | | |

| District 4 - Debby Shillinglaw - 603-264-4609 - 103 Meadowcrest Dr. - Bedford, NH 03110 | | | | | | | | | | | |
|---|--|-------------|------|-----|----|------|--------|----|----|---------|--------|
| 54 | | Bedford | 35 | 23 | 2 | 25 | 71.43% | 2 | 3 | | |
| 108 | | Chester | 19 | 18 | | 18 | 94.74% | 2 | | | |
| 9 | | Derry | 25 | 18 | | 18 | 72.00% | 2 | 2 | | |
| 16 | | Goffstown | 16 | 8 | 3 | 11 | 68.75% | 2 | | | |
| 37 | | Hooksett | 86 | 72 | 2 | 74 | 86.05% | 3 | 2 | | |
| 27 | | Londonderry | 138 | 114 | 7 | 121 | 87.68% | 3 | | \$94.50 | \$5.20 |
| 2 | | Manchester | 396 | 358 | 2 | 360 | 90.91% | 5 | 1 | | |
| 43 | | Manchester | 158 | 121 | 1 | 122 | 77.22% | 3 | 2 | | |
| 100 | | Pelham | 83 | 74 | | 74 | 89.16% | 3 | | \$60.75 | \$5.20 |
| 34 | | Plaistow | 45 | 36 | 1 | 37 | 82.22% | 2 | | | |
| 90 | | Raymond | 136 | 121 | | 121 | 88.97% | 3 | | | |
| 63 | | Salem | 38 | 28 | | 28 | 73.68% | 2 | | | |
| | | | 1175 | 991 | 18 | 1009 | 85.87% | 32 | 10 | | |



3/13/2026

American Legion Auxiliary
 Department of New Hampshire
 2025-2026 Membership

| Unit | | Locations | Goal | Sr | Jr | Total | % of Goal | Deleg. | At Lg. | Levy | Bond |
|--|----------|--|-----------|-----------|----|-----------|----------------|----------|--------|----------------|---------------|
| District 5 - Amanda Hatch - 603-520-0809 - 21 Gebo Way - Belmont, NH 03220 | | | | | | | | | | | |
| 42 | | Barnstead | 46 | 13 | 1 | 14 | 30.43% | 2 | | | |
| 21 | | Concord | 163 | 142 | 7 | 149 | 91.41% | 3 | | | |
| 81 | | Contoocook | 68 | 59 | | 59 | 86.76% | 2 | | | |
| 103 | 3 |  Deerfield | 29 | 34 | | 34 | 117.24% | 2 | | \$21.75 | \$5.20 |
| 112 | | Epsom | 16 | 13 | | 13 | 81.25% | 2 | | \$12.00 | \$5.20 |
| 59 | | Hillsboro | 231 | 179 | 7 | 186 | 80.52% | 4 | | \$165.75 | \$5.20 |
| 88 | | Loudon | 11 | | | 0 | 0.00% | 2 | | \$6.00 | \$5.20 |
| 31 | | Penacook | 158 | 132 | 2 | 134 | 84.81% | 3 | 4 | | |
| | | | 722 | 572 | 17 | 589 | 81.58% | 20 | 4 | | |

| | | | | | | | | | | | |
|--|--|------------|-----|-----|----|-----|--------|----|---|--|--|
| District 6 - Lesia Vorachak - 603-306-3630 - PO Box 690 - Wilder, VT 05088 | | | | | | | | | | | |
| 29 | | Claremont | 201 | 152 | | 152 | 75.62% | 3 | | | |
| 97 | | Grafton | 11 | 10 | | 10 | 90.91% | 2 | | | |
| 22 | | Lebanon | 338 | 280 | 4 | 284 | 84.02% | 5 | 2 | | |
| 40 | | New London | 73 | 47 | 9 | 56 | 76.71% | 2 | | | |
| 25 | | Newport | 106 | 67 | | 67 | 63.21% | 3 | | | |
| | | | 729 | 556 | 13 | 569 | 78.05% | 15 | 2 | | |

| | | | | | | | | | | | |
|---|--|-----------|-----|-----|---|-----|--------|----|---|----------|--------|
| District 7 - Anne Lamson - 603-937-0531 - 16 BlueJay Lane - Campton, NH 03223 | | | | | | | | | | | |
| 72 | | Alton | 254 | 224 | | 224 | 88.19% | 4 | 4 | \$183.75 | \$5.20 |
| 15 | | Ashland | 12 | 10 | | 10 | 83.33% | 2 | | | |
| 46 | | Conway | 110 | 101 | 1 | 102 | 92.73% | 3 | | | |
| 102 | | Gilmanton | 14 | 11 | | 11 | 78.57% | 2 | | \$9.00 | \$5.20 |
| 1 | | Laconia | 106 | 68 | | 68 | 64.15% | 3 | | | |
| 83 | | Lincoln | 80 | 66 | | 66 | 82.50% | 3 | | | |
| 33 | | Meredith | 87 | 79 | | 79 | 90.80% | 3 | | | |
| 49 | | Tilton | 221 | 204 | 7 | 211 | 95.48% | 4 | 3 | | |
| 18 | | Wolfeboro | 31 | 21 | 1 | 22 | 70.97% | 2 | | | |
| | | | 915 | 784 | 9 | 793 | 86.67% | 26 | 7 | | |

| | | | | | | | | | | | |
|---|----------|--|-----------|-----------|----------|-----------|----------------|----------|----------|--|--|
| District 8 - Sandy Morris - 603-259-6645 - PO Box 517 - Littleton, NH 03561 | | | | | | | | | | | |
| 36 | | Berlin | 70 | 41 | | 41 | 58.57% | 2 | | | |
| 62 | 1 |  Colebrook | 31 | 28 | 3 | 31 | 100.00% | 2 | | | |
| 82 | 4 |  Gorham | 95 | 96 | | 96 | 101.05% | 3 | 1 | | |
| 17 | | Groveton | 179 | 140 | 11 | 151 | 84.36% | 3 | 1 | | |
| 68 | | Littleton | 120 | 107 | 2 | 109 | 90.83% | 3 | 2 | | |
| 41 | | Whitefield | 39 | 23 | 2 | 25 | 64.10% | 2 | | | |
| 20 | | Woodsville | 162 | 153 | 8 | 161 | 99.38% | 4 | | | |
| | | | 696 | 588 | 26 | 614 | 88.22% | 19 | 4 | | |
| 200 | | Dept. HQ | 40 | 33 | | 33 | 82.50% | | 182 | | |
| | | | | | | | | 188 | 226 | | |
| | | | 7683 | 5338 | 155 | 6583 | 85.68% | | | | |
| | | | 7683 | | | | 85.68% | | | | |
| Needed to reach 100% by Department Convention | | | | | | | 1100 | | | | |
| Needed to reach 100% by National Convention | | | | | | | 1100 | | | | |